

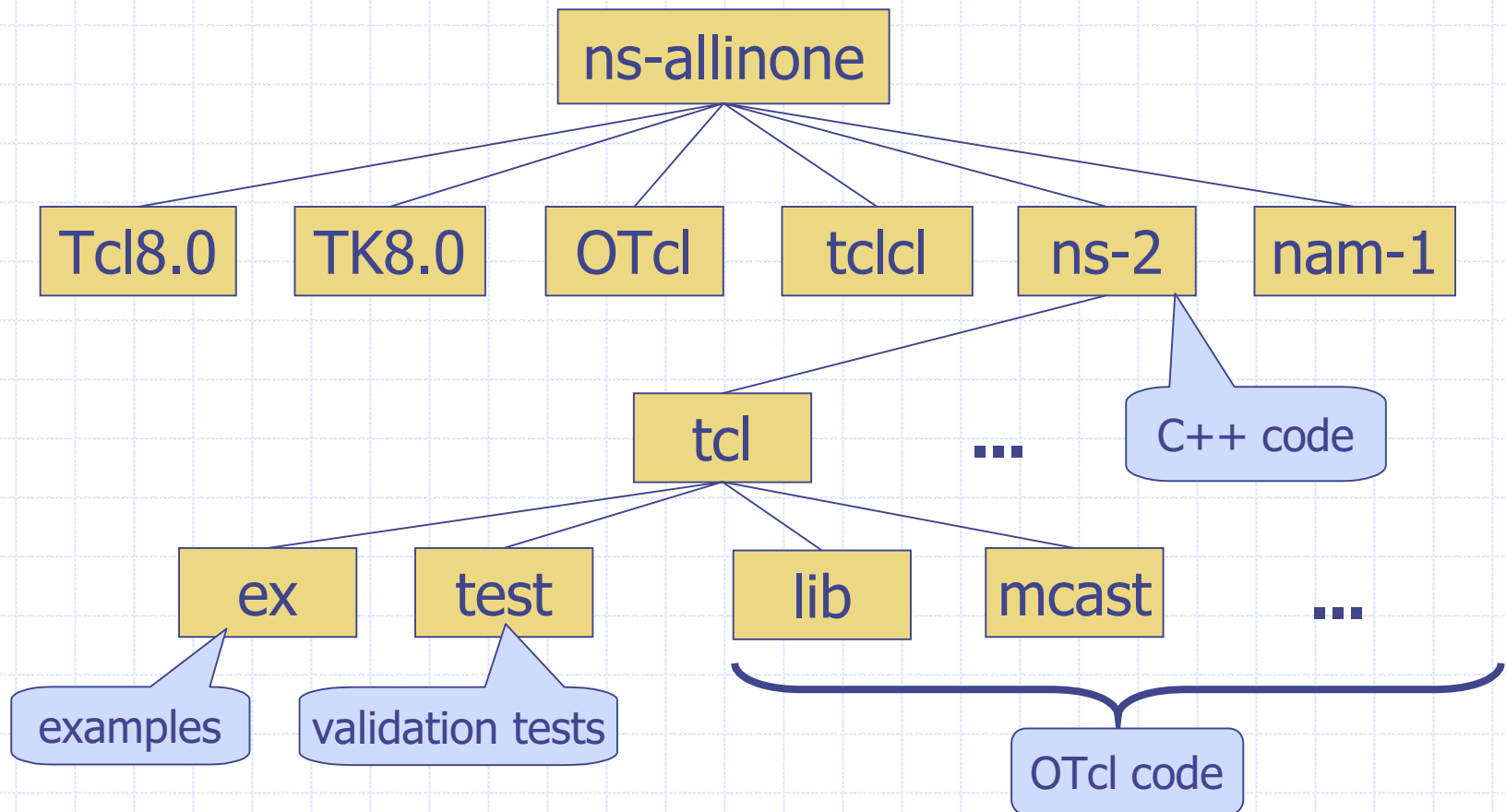


# Part III: Extending ns

# Outline

- ◆ Extending ns
  - In OTcl
  - In C++
- ◆ Debugging

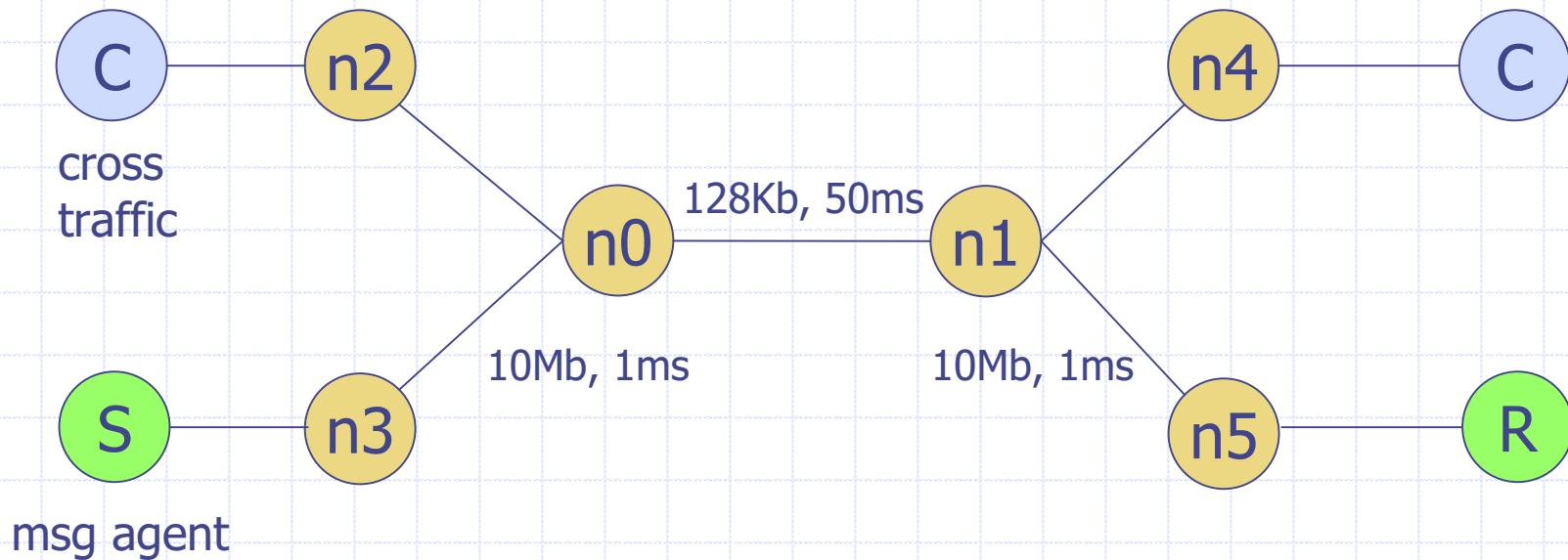
# ns Directory Structure



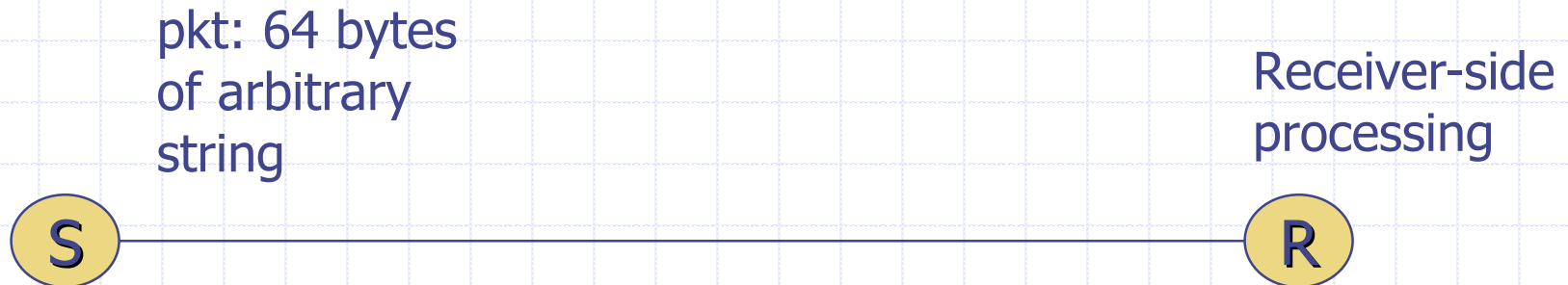
# Extending ns in OTcl

- ◆ If you don't want to compile
  - `source` your changes in your sim scripts
- ◆ Otherwise
  - Modifying code; recompile
  - Adding new files
    - ◆ Change Makefile (`NS_TCL_LIB`), `tcl/lib/ns-lib.tcl`
    - ◆ Recompile

# Example: Agent/Message



# Agent/Message



- ◆ A UDP agent (without UDP header)
- ◆ Up to 64 bytes user message
- ◆ Good for fast prototyping a simple idea
- ◆ Usage requires extending ns functionality

# Agent/Message: Step 1

## ◆ Define sender

```
class Sender -superclass Agent/Message

# Message format: "Addr Op SeqNo"
Sender instproc send-next {} {
    $self instvar seq_ agent_addr_
    $self send "$agent_addr_ send $seq_"
    incr seq_
    global ns
    $ns at [expr [$ns now]+0.1] "$self send-next"
}
```

# Agent/Message: Step 2

## ◆ Define sender packet processing

```
Sender instproc recv msg {  
    $self instvar agent_addr_  
    set sdr [lindex $msg 0]  
    set seq [lindex $msg 2]  
    puts "Sender gets ack $seq from $sdr"  
}
```



# Agent/Message: Step 3

## ◆ Define receiver packet processing

```
Class Receiver -superclass Agent/Message
Receiver instproc recv msg {
    $self instvar agent_addr_
    set sdr [lindex $msg 0]
    set seq [lindex $msg 2]
    puts "Receiver gets seq $seq from $sdr"
    $self send "$addr_ ack $seq"
}
```

# Agent/Message: Step 4

## ◆ Scheduler and tracing

```
# Create scheduler
set ns [new Simulator]

# Turn on Tracing
set fd [new "message.nam" w]
$ns namtrace-all $fd
```

# Agent/Message: Step 5

## ◆ Topology

```
for {set i 0} {$i < 6} {incr i} {  
    set n($i) [$ns node]  
}  
  
$ns duplex-link $n(0) $n(1) 128kb 50ms DropTail  
$ns duplex-link $n(1) $n(4) 10Mb 1ms DropTail  
$ns duplex-link $n(1) $n(5) 10Mb 1ms DropTail  
$ns duplex-link $n(0) $n(2) 10Mb 1ms DropTail  
$ns duplex-link $n(0) $n(3) 10Mb 1ms DropTail  
  
$ns queue-limit $n(0) $n(1) 5  
$ns queue-limit $n(1) $n(0) 5
```

# Agent/Message: Step 6

## ◆ Routing

# Packet loss produced by queueing

# Routing protocol: let's run distance vector  
\$ns rtproto DV

# Agent/Message: Step 7

## ◆ Cross traffic

```
set udp0 [new Agent/UDP]
$ns attach-agent $n(2) $udp0
set null0 [new Agent/NULL]
$ns attach-agent $n(4) $null0
$ns connect $udp0 $null0

set exp0 [new Application/Traffic/Exponential]
$exp0 set rate_ 128k
$exp0 attach-agent $udp0
$ns at 1.0 "$exp0 start"
```

# Agent/Message: Step 8

## ◆ Message agents

```
set sdr [new Sender]
$sdr set packetSize_ 1000
```

```
set rcvr [new Receiver]
$rcvr set packetSize_ 40
```

```
$ns attach $n(3) $sdr
$ns attach $n(5) $rcvr
$ns connect $sdr $rcvr
$ns connect $rcvr $sdr
$ns at 1.1 "$sdr send-next"
```

# Agent/Message: Step 9

- ◆ End-of-simulation wrapper (as usual)

```
$ns at 2.0 finish
proc finish {} {
    global ns fd
    $ns flush-trace
    close $fd
    exit 0
}
```

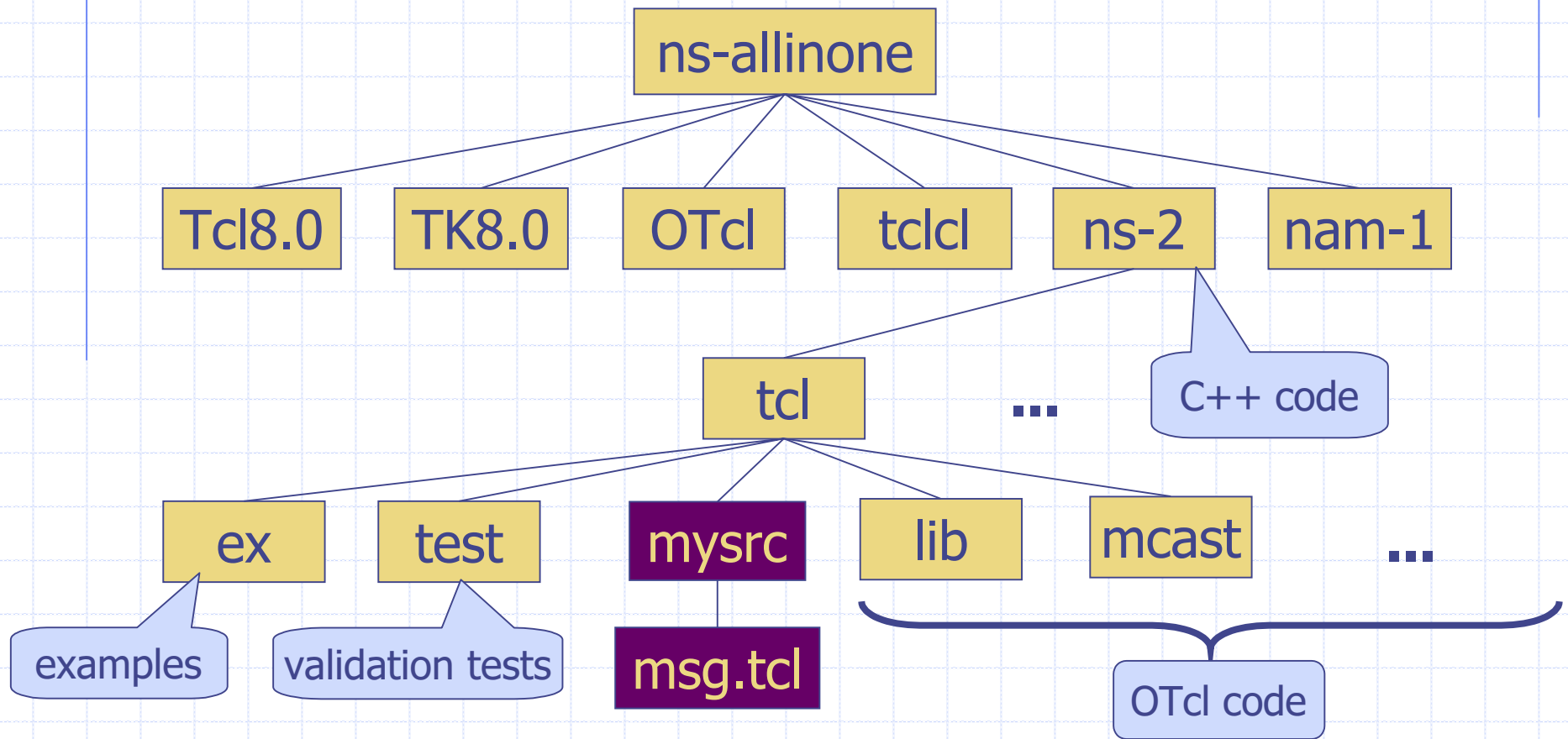
# Agent/Message: Result

## ◆ Example output

```
> ./ns msg.tcl
Receiver gets seq 0 from 0
Sender gets ack 0 from 1
Receiver gets seq 1 from 0
Sender gets ack 1 from 1
Receiver gets seq 2 from 0
Sender gets ack 2 from 1
Receiver gets seq 3 from 0
Sender gets ack 3 from 1
Receiver gets seq 4 from 0
Sender gets ack 4 from 1
Receiver gets seq 5 from 0
```



# Add Your Changes into ns



# Add Your Change into ns

- ◆ `tcl/lib/ns-lib.tcl`

`Class Simulator`

...

`source ../mysrc/msg.tcl`

- ◆ `Makefile`

```
NS_TCL_LIB = \  
    tcl/mysrc/msg.tcl \  
    ...
```

- Or: change `Makefile.in`, make `distclean`, then `./configure --enable-debug`

# Outline

- ◆ Extending ns
  - In OTcl
  - In C++
    - ◆ New components

# Extending ns in C++

- ◆ Modifying code
  - make depend
  - Recompile
- ◆ Adding code in new files
  - Change Makefile
  - make depend
  - recompile

# Creating New Components

- ◆ Guidelines
- ◆ Two styles
  - New agent based on existing packet headers
  - Add new packet header

# Guidelines

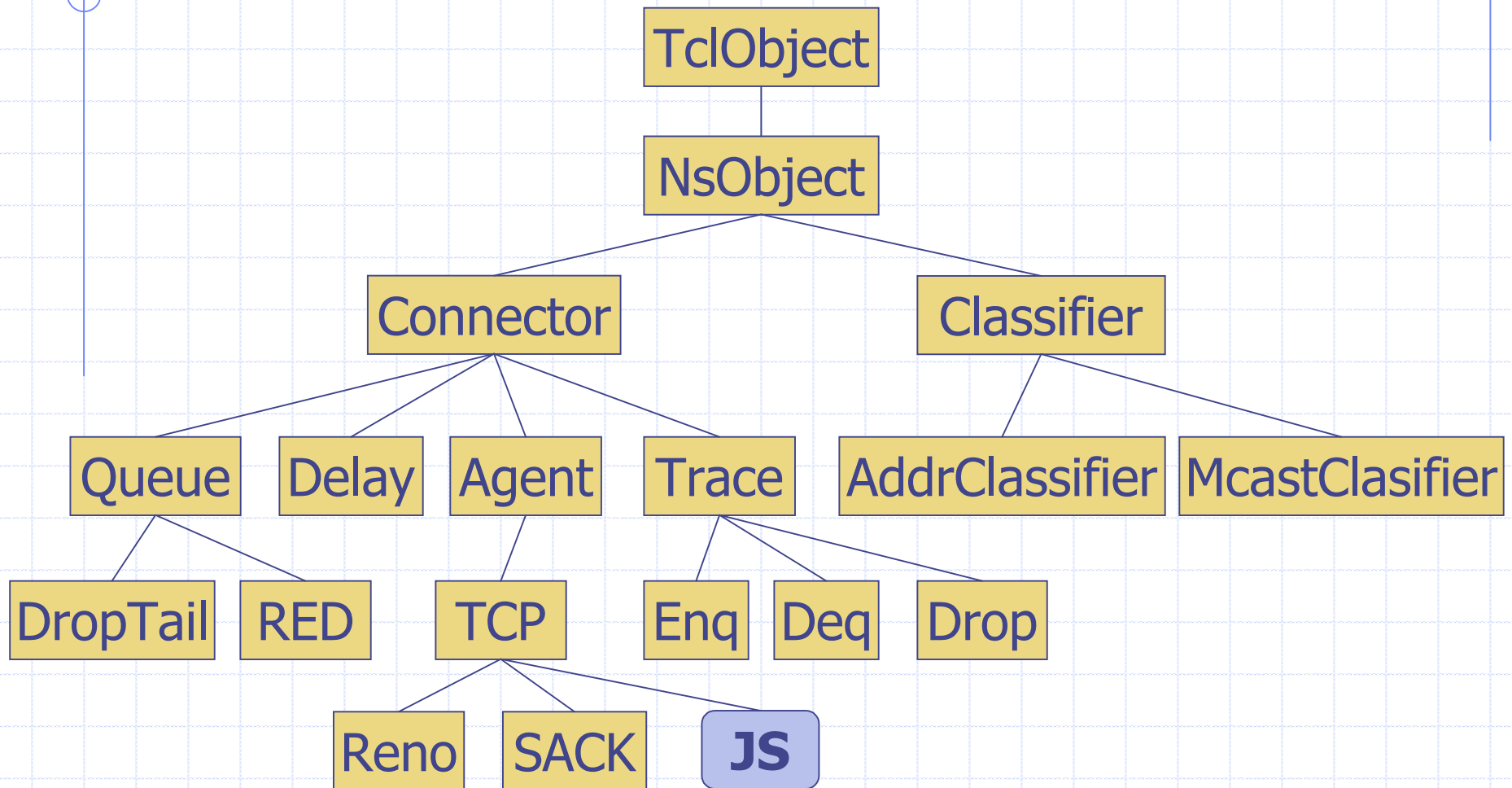
- ◆ Decide position in class hierarchy
  - I.e., which class to derive from?
- ◆ Create new packet header (if necessary)
- ◆ Create C++ class, fill in methods
- ◆ Define OTcl linkage (if any)
- ◆ Write OTcl code (if any)
- ◆ Build (and debug)

# New Agent, Old Header

## ◆ TCP jump start

- Wide-open transmission window at the beginning
- From  $\text{cwnd}_+ = 1$  To  $\text{cwnd}_+ = \text{MAXWIN}_+$

# TCP Jump Start – Step 1





# TCP Jump Start – Step 2

## ◆ New file: tcp-js.h

```
class JSTCPAgent : public TcpAgent {
public:
    virtual void set_initial_window() {
        cwnd_ = MAXWIN_;
    }
private:
    int MAXWIN_;
};
```

# TCP Jump Start – Step 3

## ◆ New file: tcp-js.cc

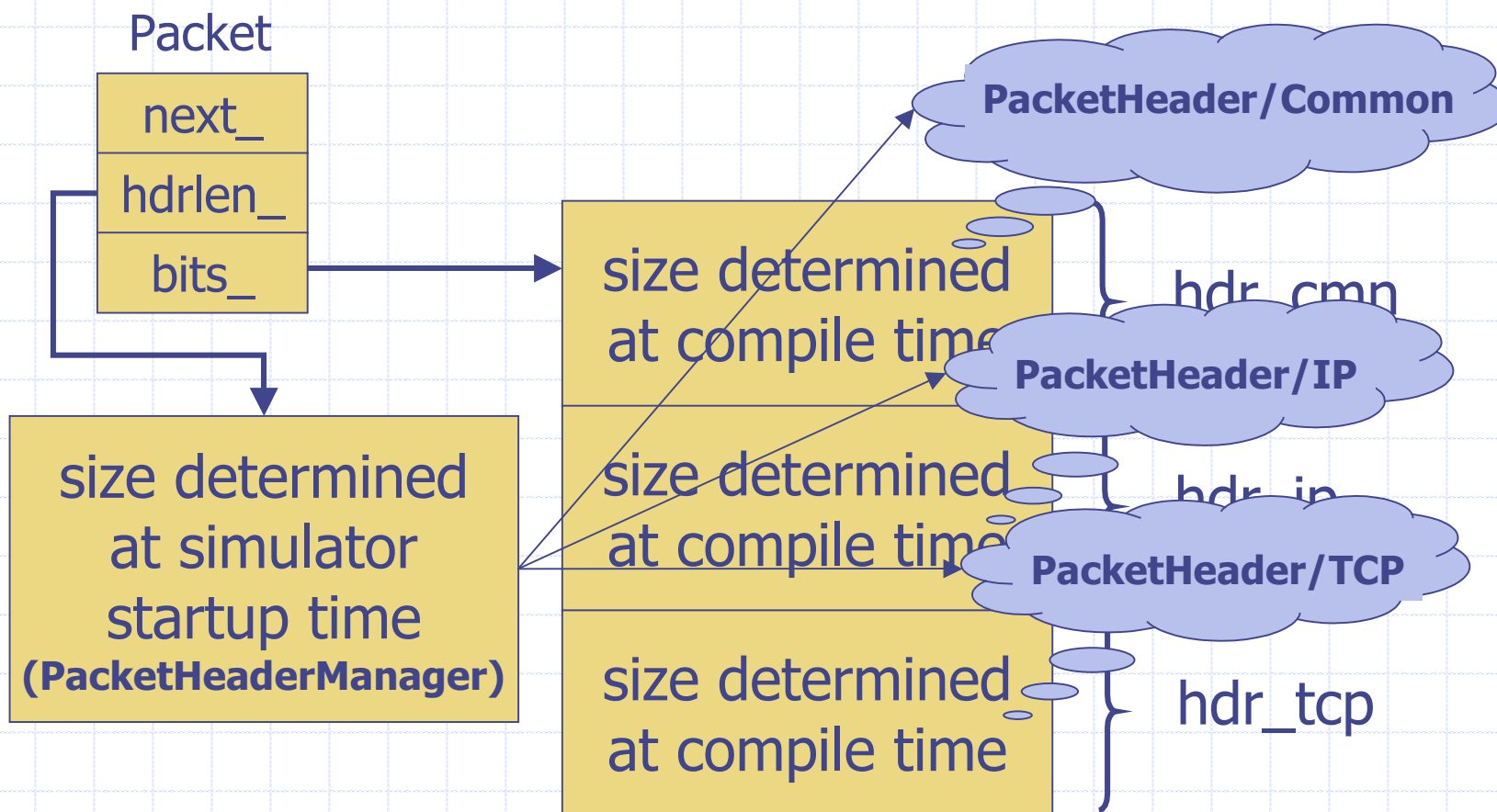
```
static JSTcpClass : public TclClass {
public:
    JSTcpClass() : TclClass("Agent/TCP/JS") {}
    TclObject* create(int, const char*const*) {
        return (new JSTcpAgent());
    }
};

JSTcpAgent::JSTcpAgent() {
    bind("MAXWIN_", MAXWIN_);
}
```

# New Packet Header

- ◆ Create new header structure
- ◆ Enable tracing support of new header
- ◆ Create static class for OTcl linkage (packet.h)
- ◆ Enable new header in OTcl (tcl/lib/ns-packet.tcl)
- ◆ This does not apply when you add a new field into an existing header!

# How Packet Header Works



# Example: Agent/Message

- ◆ New packet header for 64-byte message
- ◆ New transport agent to process this new header

# New Packet Header – Step 1

## ◆ Create header structure

```
struct hdr_msg {
    char msg_[64];
    static int offset_;
    inline static int& offset() { return offset_; }
    inline static hdr_msg* access(Packet* p) {
        return (hdr_msg*) p->access(offset_);
    }
    /* per-field member functions */
    char* msg() { return (msg_); }
    int maxmsg() { return (sizeof(msg_)); }
};
```

# New Packet Header – Step 2

## ◆ PacketHeader/Message

```
static class MessageHeaderClass :
    public PacketHeaderClass {
public:
    MessageHeaderClass() :
        PacketHeaderClass("PacketHeader/Message",
                           sizeof(hdr_msg)) {
        bind_offset(&hdr_msg::offset_);
    }
} class_msghdr;
```

# New Packet Header – Step 3

## ◆ Enable tracing (packet.h):

```
enum packet_t {
    PT_TCP,
    ...,
    PT_MESSAGE,
    PT_NTTYPE // This MUST be the LAST one
};
class p_info {
    .....
    name_[PT_MESSAGE] = "message";
    name_[PT_NTTYPE]= "undefined";
    .....
};
```



# New Packet Header – Step 4

- ◆ Register new header (tcl/lib/ns-packet.tcl)

```
foreach pair {  
    { Common off_cmn_ }  
    ...  
    { Message off_msg_ }  
}
```

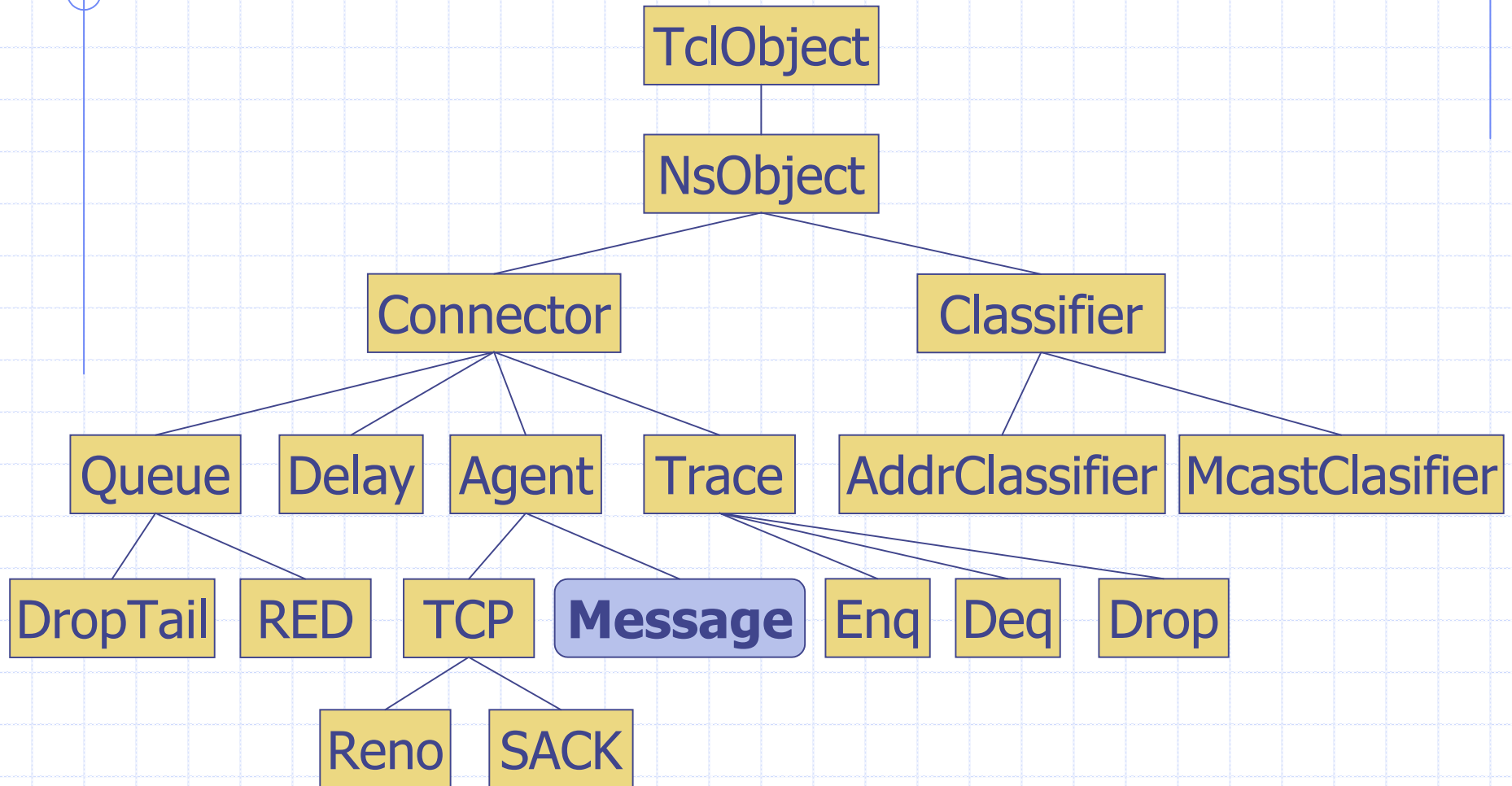
# Packet Header: Caution

- ◆ Some old code, e.g.:

```
RtpAgent::RtpAgent() {  
    .....  
    bind("off_rtp_", &off_rtp);  
}  
  
.....  
hdr_rtp* rh = (hdr_rtp*)p->access(off_rtp_);
```

- ◆ Don't follow this example!

# Agent/Message – Step 1



# Agent/Message – Step 2

## ◆ C++ class definition

```
// Standard split object declaration
static ...

class MessageAgent : public Agent {
public:
    MessageAgent() : Agent(PT_MESSAGE) {}
    virtual int command(int argc, const char*const*
        argv);
    virtual void recv(Packet*, Handler*);
};
```

# Agent/Message – Step 3

## ◆ Packet processing: send

```
int MessageAgent::command(int, const char*const* argv)
{
    Tcl& tcl = Tcl::instance();
    if (strcmp(argv[1], "send") == 0) {
        Packet* pkt = allocpkt();
        hdr_msg* mh = hdr_msg::access(pkt);
        // We ignore message size check...
        strcpy(mh->msg(), argv[2]);
        send(pkt, 0);
        return (TCL_OK);
    }
    return (Agent::command(argc, argv));
}
```

# Agent/Message – Step 4

## ◆ Packet processing: receive

```
void MessageAgent::recv(Packet* pkt, Handler*)
{
    hdr_msg* mh = hdr_msg::access(pkt);

    // OTcl callback
    char wrk[128];
    sprintf(wrk, "%s recv {%s}", name(), mh->msg());
    Tcl& tcl = Tcl::instance();
    tcl.eval(wrk);

    Packet::free(pkt);
}
```

# Outline

- ◆ Extending ns
  - In OTcl
  - In C++
  - Debugging: OTcl/C++, memory
  - Pitfalls

# Debugging C++ in ns

- ◆ C++/OTcl debugging
- ◆ Memory debugging
  - purify
  - dmalloc



# C++/OTcl Debugging

- ◆ Usual technique
  - Break inside command()
  - Cannot examine states inside OTcl!
- ◆ Solution
  - Execute tcl-debug inside gdb

# C++/OTcl Debugging

```
(gdb) call Tcl::instance().eval("debug 1")
15: lappend auto_path $dbg_library
dbg15.3> w
*0: application
  15: lappend auto_path $dbg_library
dbg15.4> Simulator info instances
_o1
dbg15.5> _o1 now
0
dbg15.6> # and other fun stuff
dbg15.7> c
(gdb) where
#0 0x102218 in write()
.....
```

# Memory Debugging in ns

## ◆ Purify

- Set PURIFY macro in ns Makefile
- Usually, put `-collector=<ld_path>`

## ◆ Gray Watson's dmalloc library

- <http://www.dmalloc.com>
- `make distclean`
- `./configure --with-dmalloc=<dmalloc_path>`
- Analyze results: `dmalloc_summarize`

# dmalloc: Usage

- ◆ Turn on dmalloc
  - alias dmalloc 'eval '\dmalloc -C \!\*`''
  - dmalloc -l log low
- ◆ dmalloc\_summarize ns < logfile
  - ns must be in current directory
  - Itemize how much memory is allocated in each function

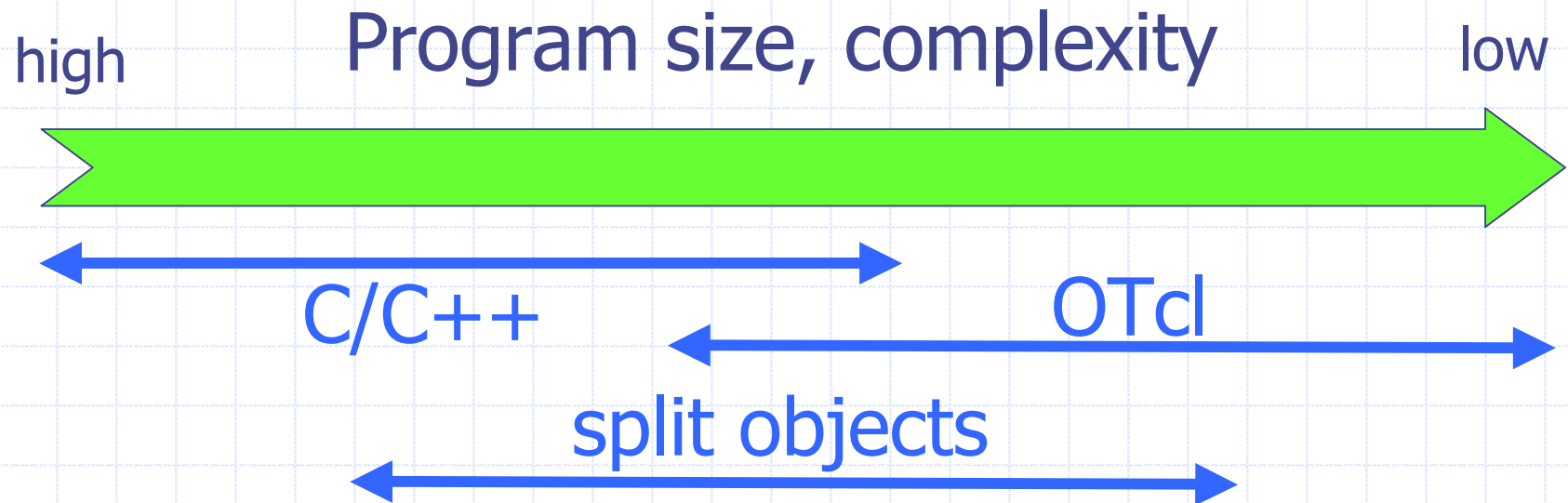
# Pitfalls

- ◆ Scalability vs flexibility
  - Or, how to write scalable simulation?
- ◆ Memory conservation tips
- ◆ Memory leaks

# Scalability vs Flexibility

- ◆ It's tempting to write all-OTcl simulation
  - Benefit: quick prototyping
  - Cost: memory + runtime
- ◆ Solution
  - Control the granularity of your split object by migrating methods from OTcl to C++

# THE Merit of OTcl



- ◆ Smoothly adjust the granularity of scripting to balance extensibility and performance
- ◆ With complete compatibility with existing simulation scripts

# Object Granularity Tips

## ◆ Functionality

- Per-packet processing → C++
- Hooks, frequently changing code → OTcl

## ◆ Data management

- Complex/large data structure → C++
- One-time configuration variables → OTcl



# Memory Conservation Tips

- ◆ Avoid `trace-all`
- ◆ Use arrays for a sequence of variables
  - Instead of `n$i`, say `n($i)`
- ◆ Avoid OTcl temporary variables
- ◆ Use dynamic binding
  - `delay_bind()` instead of `bind()`
  - See `object.{h,cc}`

# Memory Leaks

- ◆ Purify or dmalloc, but be careful about split objects:

```
for {set i 0} {$i < 500} {incr i} {  
    set a [new RandomVariable/Constant]  
}
```

- It leaks memory, but can't be detected!
- ◆ Solution
  - Explicitly delete EVERY split object that was new-ed

# Final Word

- ◆ My extended ns dumps OTcl scripts!
  - Find the last 10-20 lines of the dump
  - Is the error related to “\_o\*\*\* cmd ...” ?
    - ◆ Check your command()
  - Otherwise, check the otcl script pointed by the error message